

M.A.R

A Visual discourse across space.

TECHNICAL DETAILS



M.A.R is a complete and self-contained device that includes light and sound equipment in its structure, necessary for its performance in any space (scenic or non-conventional). In both cases, the audience and the performer are situated on the scene.

• STAGE LIGHTING

If the performance takes place in a non-conventional space:

A general light

A space that can be left in total darkness

1 power outlet on side angle of the scene.

If the performance takes place in a stage, the following elements will be required:

Stage Lighting

Power outlet on central batten for a lamp.

Power outlet on side angle of the stage (next to Musician/Technician).

Light board on side angle of the stage (next to Musician/Technician) or light technician helping with entry and exit lightening (stage lights are fully controlled by the company)

- SOUND

PA team at the height of the public's ear, on stage plus mini jack cable to connect a phone.

Lapel or headband mic (1) (for more than 60 people in the public)

DI (injection box) for instrument (1) (for more than 60 people in the public and in case of live music)

- STAGE MACHINERY

Possible setting of a lamp over table location, wired to Technician post.

Platform or table to elevate musician, upon the event of live music.

The platforms for the public will be installed on the same stage. The possibility of using the front seating of the theater will only be considered if it is at the same height as the stage, never below (and always after prior agreement with the company).

- ESTIMATED TIME OF STAGING AND DISMANTLING

Estimated duration of staging: 4 hours.

Estimated duration of dismantling: 1 hour and 30 minutes.

The duration between passes (in case of performing more than one function/day) is 1 hour.

- TECHNICAL STAFF FOR STAGING AND DISMANTLING

2 Support Technician for loading, lighting and machinery.

- OTHER REQUIREMENTS

4 benches or auxiliary tables to place props, plus black fabric to cover them.

Extension cords to connect the technician to the lamp and the table (normally a pair of 10m and 5m is enough).

The opening of doors to the public will take place on the hour or as close to it as possible (since the entrance is also part of the theatrical action).

- NOTICE TO SPACE

At one point in the performance a match is lit (keep this in mind to avoid problems with smoke detectors).

* If the company travels by van: the company can provide seats for 40 people (16 chairs and 24 high stools). If the capacity is increased, the theater will have to provide extra chairs (without armrests).

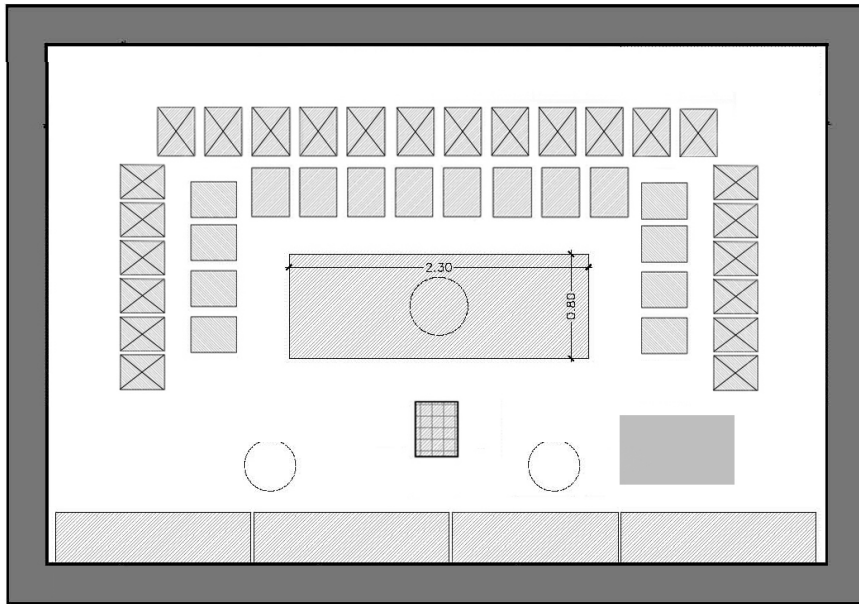
* If the company travels by plane or train: the festival will have to obtain a wooden table 230 cm long x 80 cm wide x 70 cm high, consistent so that it allows the actress to stand on it (possibility of cutting a custom board and put it on a table). Plus 2 wooden chairs.

* In case of a capacity greater than 40 people; The theater must provide the necessary ROSCO stands to guarantee good visibility (see plan).

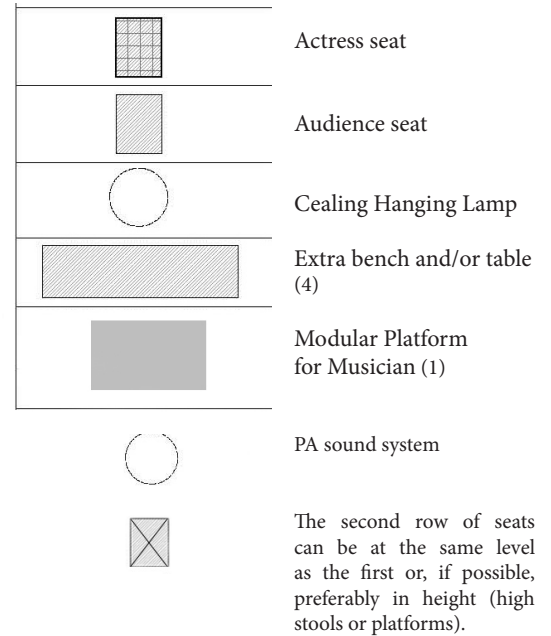
The company will require the technical rider of performance venue for prior arrangements (technical specifications and stage lighting plan), using any available material following the agreed conditions stipulated by the company's production department.

SCENIC GROUND PLAN

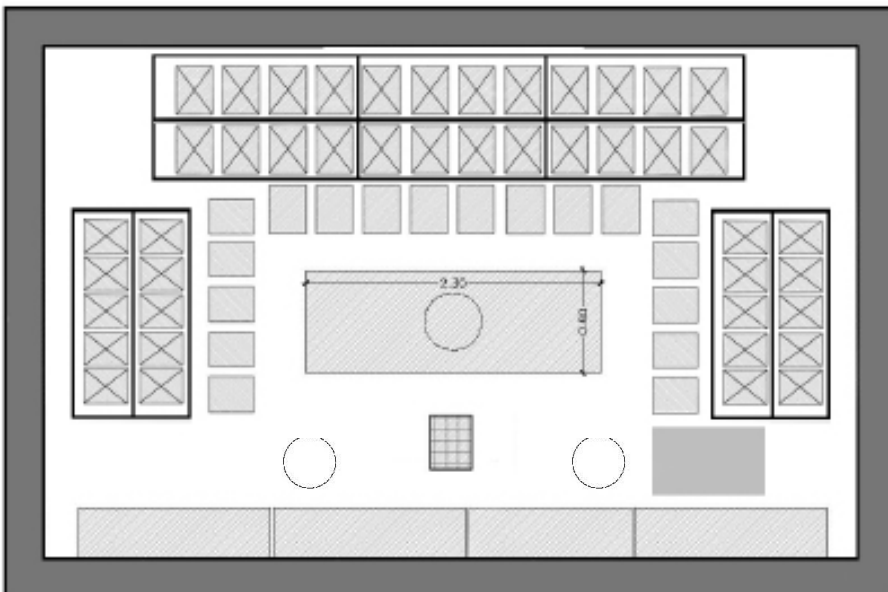
Staging set plan version (for a seating capacity of 40).



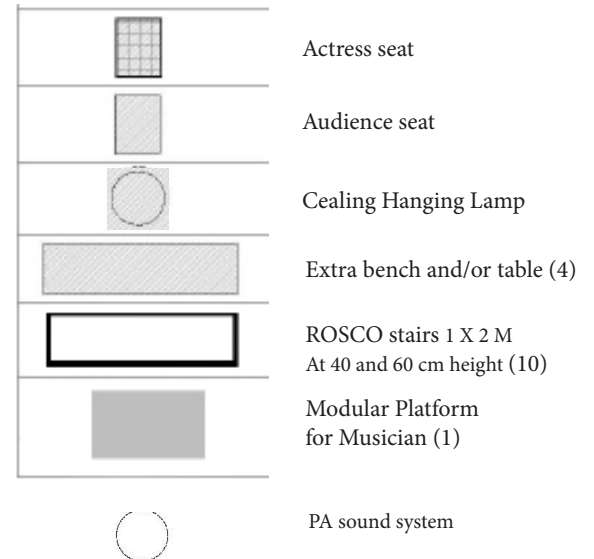
SPACE 6 x 8 m
Table 2,30 x 0,80m



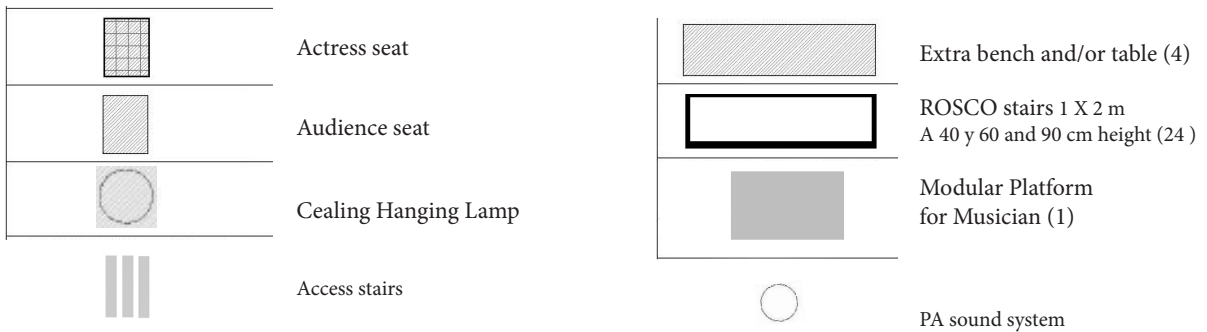
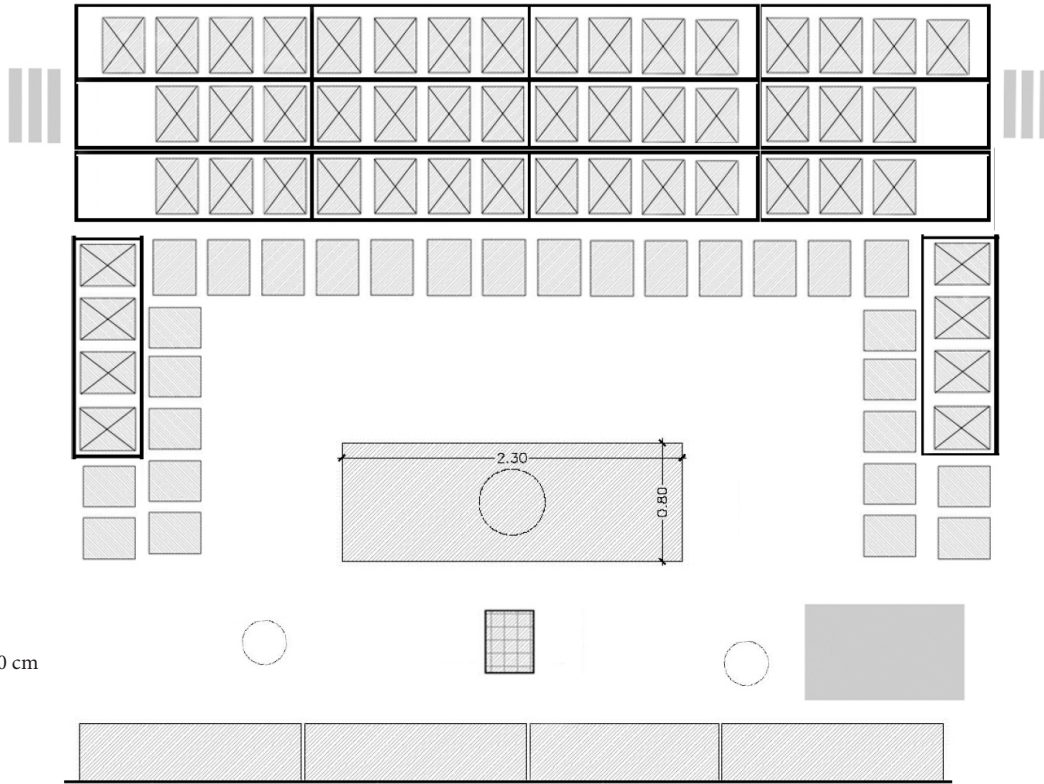
Staging set plan version (for a seating capacity of 60).



SPACE 8 x 11 m
Table 2,30 x 0,80m



Staging set plan version (for a seating capacity of 90).



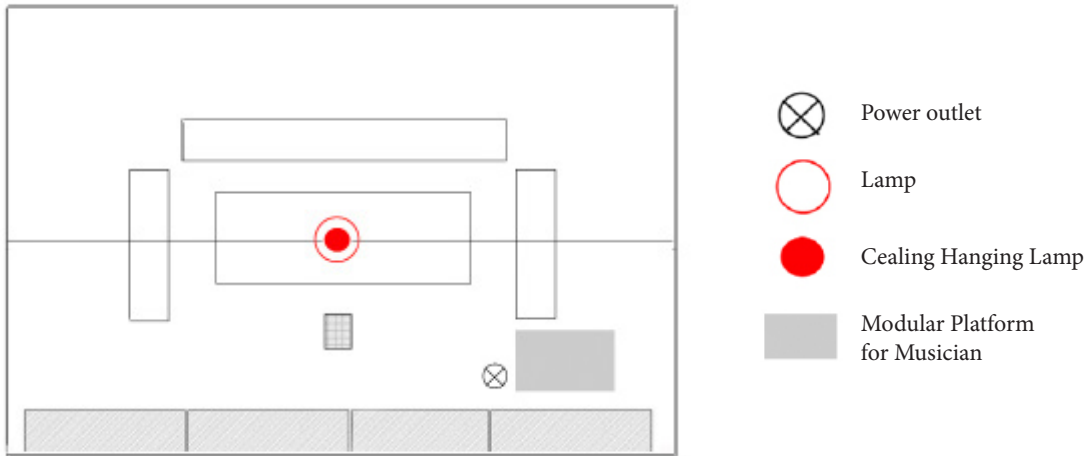
* The height between stands is important to ensure good visibility for the public:

- First row at ground level
- Second row on a platform at 40 cm
- Third row at 60 cm
- Fourth row at 90 cm high.

The chairs go on top.

These heights seem unusual but due to the type of work and the size of the work objects, they are necessary. Keep in mind to have the system of railings and stairs that the theater requires to make it possible.

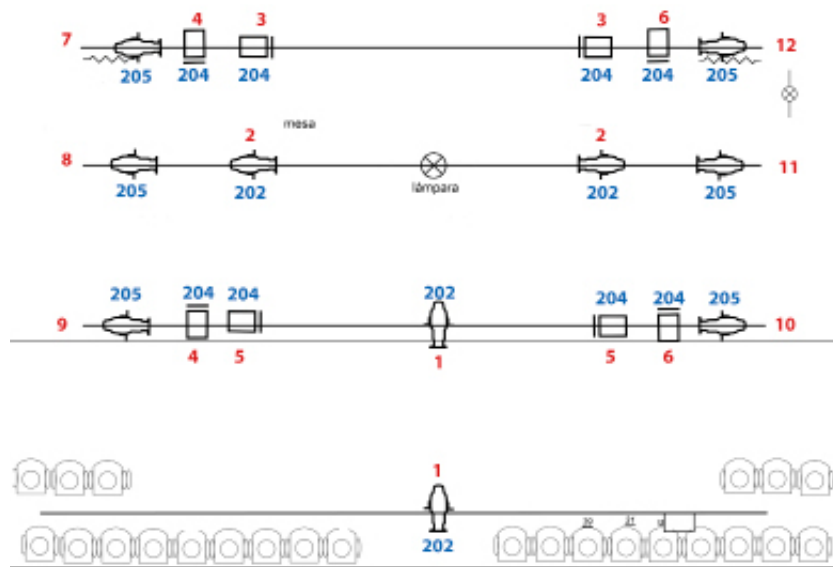
LIGHTING PLAN / Non-conventional space



LIGHTING PLAN / Conventional space

- A general light for the audience entrance that covers the entire scene (audience chairs and central area of representation).
- A specific note on the musician's stage (in the case of a show with live music).
- A cutout on the table.
- A general light for the exit of the public (that illuminates only the "u" of the public, leaving the center where the the table is located, as well as the auxiliary tables behind).

The following plan is indicative:



Some examples of previous setups:





TECHNICAL CONTACT

Andrea Díaz Reboredo
andy_diaz@hotmail.com
699592931

DISTRIBUTION CONTACT



Ana Sala Montoro

Tel. +34 960 090 504 • Móvil +34 619 951 791

anasala@ikebanah.es

Calle Navellos, 1-11ª • 46003 Valencia (España)

www.ikebanah.es